


CATEGORY CODE	CATEGORY OF SHAREHOLDER (I)	NO OF SHAREHOLDERS (III)	TOTAL NUMBER OF SHARES (IV)	NO OF SHARES HELD IN DEMATERIALIZED FORM (V)	TOTAL SHAREHOLDING AS A % OF TOTAL NO OF SHARES		SHARES PLEDGE OR OTHERWISE ENCUMBERED
					AS a PERCENTAGE of (A+B) (VI)	As a PERCENTAGE of (A+B+C) (VII)	
(A)	PROMOTER AND PROMOTER GROUP (II)					NUMBER OF SHARES (VIII)	AS a PERCENTAGE (IX)=(VIII)/(IV)*100
(1)	INDIAN						
(a)	Individual/HUF						
(b)	Central Government/State Government(s)	9	29717210	29717210	28.26	0	0.00
(c)	Bodies Corporate	0	0	0	0.00	0	0.00
(d)	Financial Institutions / Banks	11	4767951	4767951	4.53	1875000	39.33
(e)	Others	0	0	0	0.00	0	0.00
	Sub-Total A(1) :	20	34485161	34485161	32.79	1875000	5.44
(2)	FOREIGN						
(a)	Individuals (NRIs)/Foreign Individuals	0	0	0	0.00	0	0.00
(b)	Bodies Corporate	0	0	0	0.00	0	0.00
(c)	Institutions	0	0	0	0.00	0	0.00
(d)	Qualified Foreign Investor	0	0	0	0.00	0	0.00
(e)	Others	0	0	0	0.00	0	0.00
	Sub-Total A(2) :	0	0	0	0.00	0	0.00
	Total A=A(1)+A(2)	20	34485161	34485161	32.79	1875000	5.44
(B)	PUBLIC SHAREHOLDING						
(1)	INSTITUTIONS						
(a)	Mutual Funds /UTI	1	1145	1145	0.00	0	0.00
(b)	Financial Institutions /Banks	5	308101	308101	0.29	0	0.00
(c)	Central Government / State Government(s)	0	0	0	0.00	0	0.00
(d)	Venture Capital Funds	0	0	0	0.00	0	0.00
(e)	Insurance Companies	0	0	0	0.00	0	0.00
(f)	Foreign Institutional Investors	18	5194723	5194723	4.94	0	0.00
(g)	Foreign Venture Capital Investors	0	0	0	0.00	0	0.00
(h)	Qualified Foreign Investor	0	0	0	0.00	0	0.00



 SCSF PRIVATE LIMITED

CATEGORY CODE	CATEGORY OF SHAREHOLDER (II)	NO OF SHAREHOLDERS (III)	TOTAL NUMBER OF SHARES (IV)	NO OF SHARES HELD IN DEMATERIALIZED FORM (V)	TOTAL SHAREHOLDING AS A % OF TOTAL NO OF SHARES		SHARES PLEDGE OR OTHERWISE ENCUMBERED
					AS a PERCENTAGE of (A+B) (VI)	As a PERCENTAGE of (A+B+C) (VII)	
(1)	Others	0	0	0	0.00	0.00	
	Sub-Total B(1) :	24	5503969	5503969	5.23	5.23	
(2)	NON-INSTITUTIONS						
(a)	Bodies Corporate	718	9706030	9690030	9.23	9.23	
(b)	Individuals						
	(i) Individuals holding nominal share capital upto Rs.1 lakh	34269	27414643	25607183	26.07	26.07	
	(ii) Individuals holding nominal share capital in excess of Rs.1 lakh	49	23160648	23160648	22.02	22.02	
(c)	Others						
	DIRECTORS	3	1415004	1415004	1.35	1.35	
	NON RESIDENT INDIANS	421	714461	714461	0.68	0.68	
	CLEARING MEMBERS	410	960265	960265	0.91	0.91	
	TRUST	9	1799125	727825	1.71	1.71	
(d)	Qualified Foreign Investor	0	0	0	0.00	0.00	
	Sub-Total B(2) :	35879	65170176	62275416	61.97	61.97	
	Total B=B(1)+B(2) :	35903	70674145	67779385	67.21	67.21	
	Total (A+B) :	35923	105159306	102264546	100.00	100.00	
(C)	Shares held by custodians, against which Depository Receipts have been issued						
(1)	Promoter and Promoter Group						
(2)	Public	0	0	0	0.00	0.00	
	GRAND TOTAL (A+B+C) :	35923	105159306	102264546	100.00	0.00	1875000
							1.78





Statement showing holding of securities (including shares, warrants, convertible securities) of persons belonging to the category "Promoter and Promoter Group"											
Sr.No	Name of the Shareholder	Details of Shares held		Encumbered shares (*)			Details of Warrants		Details of convertible securities		Total Shares (including underlying shares assuming full conversion of warrants and convertible securities) as a % of diluted share capital
		No. of Shares held	As a % of grand total (A)+(B)+(C)	Pledge Shares (V)	AS a percentage (VI)=(V)/(III)* 100	AS a % of grand total (A) + (B) + (C) of sub-clause (I)(a)	Number of warrants held	As a % total number of warrants of the same class	Number of convertible securities held	As a % total number of convertible securities of the same class	
(I)	(II)	(III)	(IV)	(V)	(VI)=(V)/(III)* 100	(VII)	(VIII)	(IX)	(X)	(XI)	(XII)
1	VIREN RAHEJA	8250000	7.85	0	0.00	0.00	0	0.00	0	0.00	7.85
2	LAKSHAY RAHEJA	8250000	7.85	0	0.00	0.00	0	0.00	0	0.00	7.85
3	SUMAN RAHEJA	6900000	6.56	0	0.00	0.00	0	0.00	0	0.00	6.56
4	RAJAN B RAHEJA	4787450	4.55	0	0.00	0.00	0	0.00	0	0.00	4.55
5	BHUPATI INVESTMENTS AND FINANCE PRIVATE LIMITED	2384826	2.27	1875000	78.62	1.78	0	0.00	0	0.00	2.27
6	MUKUND D DALAL	1294600	1.23	0	0.00	0.00	0	0.00	0	0.00	1.23
7	EXCELSIOR CONSTRUCTION COMPANY PRIVATE LIMITED	1150000	1.09	0	0.00	0.00	0	0.00	0	0.00	1.09
8	BHUPATI INVESTMENTS AND FINANCE PRIVATE LIMITED	350114	0.33	0	0.00	0.00	0	0.00	0	0.00	0.33
9	BHUPATI INVESTMENTS AND FINANCE PRIVATE LIMITED	332000	0.32	0	0.00	0.00	0	0.00	0	0.00	0.32
10	BELA MUKUND DALAL	154000	0.15	0	0.00	0.00	0	0.00	0	0.00	0.15
11	BHUPATI INVESTMENTS AND FINANCE PRIVATE LIMITED	150000	0.14	0	0.00	0.00	0	0.00	0	0.00	0.14
12	TROPHY INVESTMENT & FINANCE PRIVATE LIMITED	143000	0.14	0	0.00	0.00	0	0.00	0	0.00	0.14

Handwritten signature and stamp: *Signature*
 Stamp: **CHANDIGARH**

13	GSTAAD INVESTMENT & FINANCE PRIVATE LIMITED	143000	0.14	0	0.00	0.00	0	0.00	0	0.00	0	0.00	0.14
14	DAL TREYA INVESTMENT & FINANCE PRIVATE LTD	100000	0.10	0	0.00	0.00	0	0.00	0	0.00	0	0.00	0.10
15	BELA M DALAL	69500	0.07	0	0.00	0.00	0	0.00	0	0.00	0	0.00	0.07
16	BHUPATI INVESTMENTS AND FINANCE	12457	0.01	0	0.00	0.00	0	0.00	0	0.00	0	0.00	0.01
17	MUKUND DHARAMIDAS DALAL	6660	0.01	0	0.00	0.00	0	0.00	0	0.00	0	0.00	0.01
18	SHYAM BHUPATIRAJ GHIA	5000	0.00	0	0.00	0.00	0	0.00	0	0.00	0	0.00	0.00
19	BHUPATI INVESTMENTS AND FINANCE	2000	0.00	0	0.00	0.00	0	0.00	0	0.00	0	0.00	0.00
20	BHUPATI INVESTMENTS AND FINANCE	554	0.00	0	0.00	0.00	0	0.00	0	0.00	0	0.00	0.00
	TOTAL :	34485161	32.79	1875000	5.44	1.78	0	0.00	0	0.00	0	0.00	32.79

A handwritten signature in black ink is written over a circular stamp. The stamp contains some illegible text, possibly a date or a reference number. The signature appears to be 'S. S. S.' or similar.

Statement showing holding of securities (including shares, warrants, convertible securities) of persons belonging to the category "Public" and holding more than 1% of the total number of shares

Name of the shareholder	Number of shares held	Shares as a percentage of total number of shares {i.e., Grant total (A)+(B)+(C) indicated in Statement at para (I)(a) above}	Details of warrants		Details of convertible securities		Total shares (including underlying shares assuming full conversion of warrants and convertible securities) as a % of diluted share capital)
			Number of warrants held	As a % total number of warrants the same class	Number of convertible securities held	% w.r.t total number of convertible securities of the same class	
HEMENDRA M KOTHARI	10481561	9.97	0	0.00	0	0.00	9.97
ORANGE MAURITIUS INVESTMENT'S LIMITED	4460000	4.24	0	0.00	0	0.00	4.24
PRESICIENT SECURITIES PRIVATE LIMITED	3424000	3.26	0	0.00	0	0.00	3.26
SANKARAN RAMACHANDRAN	1071300	1.02	0	0.00	0	0.00	1.02
P SRIKAR REDDY	1365004	1.30	0	0.00	0	0.00	1.30
TOTAL :	20801865	19.78	0	0.00	0	0.00	19.78

Statement showing holding of securities (including shares, warrants, convertible securities) of persons (together with PAC) belonging to the category "Public" and holding more than 5% of the total number of shares of the company						
Sr.No.	Name(s) of the shareholder(s) and the Persons Acting in Concert (PAC) with them	Number of shares held	Shares as a percentage of total number of shares {i.e., Grant total (A)+(B)+(C) indicated in Statement at para (I)(a) above}	Details of warrants		Total shares (including underlying shares assuming full conversion of warrants and convertible securities) as a % of diluted share capital)
				Number of warrants held	As a % total number of warrants of the same class	
				Details of convertible securities		
				Number of convertible securities held	% w.r.t total number of convertible securities of the same class	
1	HEMENDRA M KOTHARI	10481561	9.97	0	0.00	9.97
TOTAL :				0	0.00	9.97



A handwritten signature in blue ink is written over a circular stamp. The stamp contains the text 'HEMENDRA M KOTHARI' around the perimeter. The signature is written across the center of the stamp.

STATEMENT SHOWING DETAILS OF LOCKED-IN SHARES"			
(I)(d)			
Sr.No.	Name of the shareholder	Number of locked-in shares	Locked-in shares as a (%) percentage of total number of shares {i.e. Grand Total (A)+(B)+(C) Indicated in Statement at para (I)(a) above}
			Promoter/Promoter Group/Public
TOTAL :		0	0

Benjamin




STATEMENT SHOWING DETAILS OF DEPOSITORY RECEIPTS (DRS)			
(II)(a)			
Sr.No.	Type of outstanding DR (ADRs,GDRs,SDRs,etc)	Number of outstanding underlying DRs	Number of shares underlying outstanding DRs
		0	0
TOTAL :		0	0

Statement showing Holding of Depository Receipts (DRs), where underlying shares held by "Promoter/Promoter group" are in excess of 1% of the total number shares.				
(II)(b)			Number of shares underlying outstanding DRs	Shares underlying outstanding DRs as a percentage of total number of shares {i.e., Grand Total (A)+(B)+(C) indicated in Statement at para(I)(a) above}
Sr.No.	Name of the DR Holder	Type of outstanding DR (ADRs, GDRs, SD Rs, etc.)		
TOTAL :			0	0

Sanjay