


SONATA SOFTWARE LIMITED



CMMI DEV/5SM
Exp. 2017-04-16 / Appraisal #22067

8th October, 2015

The Manager
Market Operations
Bombay Stock Exchange Ltd
Phiroze Jeejeebhoy Towers,
Dalal Street, Mumbai – 400 001.

Dear Sir/Madam,

SUB: SHAREHOLDING PATTERN
REF: CLAUSE 35 OF THE LISTING AGREEMENT

With reference to the above, please find enclosed shareholding pattern as on 30th September, 2015 in the format specified by you.

Kindly acknowledge receipt of the same.

Thanking you,


Very truly yours,
For **SONATA SOFTWARE LIMITED**

PRIYA MANOJ JASWANI
COMPANY SECRETARY

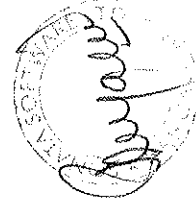
CC to : The National Stock Exchange Ltd - Mumbai

(1)(a) STATEMENT SHOWING SHAREHOLDING PATTERN IN CLAUSE-35

NAME OF THE COMPANY: SONATA SOFTWARE LTD		Name of the Scrip: SONATSOFTW	
SCRIP CODE:	532221		
Class of Security:	Equity		
QUARTER ENDED:	30/09/2015		
Partly paid-up shares	No. of partly paid-up shares	As a % of total no. of partly paid-up shares	As a % of total no. of shares of the Company.
Held by promoter/promoter group	0	0	0
Held by Public	0	0	0
Total:	0	0	0
Outstanding convertible securities:	No. of outstanding securities	As a % of total no. of outstanding convertible securities.	As a % of total no. of shares of the Company assuming full conversion of the convertible securities
Held by promoter/promoter group	0	0	0
Held by Public	0	0	0
Total:	0	0	0
Warrants:	No. of warrants	As a % of total no. of warrants	As a % of total no. of shares of the Company, assuming full conversion of warrants
Held by promoter/promoter group	0	0	0
Held by Public	0	0	0
Total:	0	0	0
Total paid-up capital of the Company, assuming full conversion of warrants and convertible securities	105159306	0	100.00



Statement showing holding of securities (including shares, warrants, convertible securities) of persons belonging to the category "Promoter and Promoter Group"													
Sr.No	Name of the Shareholder	Details of Shares held			Encumbered shares (*)			Details of Warrants			Details of convertible securities		Total Shares (including underlying shares assuming full conversion of warrants and convertible securities) as a % of diluted share capital
		No. of Shares held (iii)	As a % of grand total (A)+(B)+(C) (iv)	Pledge Shares (v)	As a percentage (VI)=(V)/(iii)*100 (vi)	As a % of grand total (A) + (B) + (C) of sub-clause (i)(a) (vii)	Number of warrants held (viii)	As a % total number of warrants of same class (ix)	Number of convertible securities held (x)	As a % total number of convertible securities of the same class (xi)	(xii)		
(i)	(ii)												
1	VIREN RAJAN RAHEJA	8250000	7.85	0	0.00	0.00	0	0.00	0	0.00	0	0.00	7.85
2	AKSHAY RAJAN RAHEJA	8250000	7.85	0	0.00	0.00	0	0.00	0	0.00	0	0.00	7.85
3	SUMAN R RAHEJA	6900000	6.56	0	0.00	0.00	0	0.00	0	0.00	0	0.00	6.56
4	RAJAN B RAHEJA	4787450	4.55	0	0.00	0.00	0	0.00	0	0.00	0	0.00	4.55
5	BHUPATI INVESTMENTS AND FINANCE PRIVATE LIMITED	1875000	1.78	1875000	100.00	1.78	0	0.00	0	0.00	0	0.00	1.78
6	EXCELSIOR CONSTRUCTION COMPANY PRIVATE LIMITED	1150000	1.09	0	0.00	0.00	0	0.00	0	0.00	0	0.00	1.09
7	MUKUND D DALAL	1019600	0.97	0	0.00	0.00	0	0.00	0	0.00	0	0.00	0.97
8	BHUPATI INVESTMENTS AND FINANCE PRIVATE LIMITED	509826	0.48	0	0.00	0.00	0	0.00	0	0.00	0	0.00	0.48
9	BHUPATI INVESTMENTS AND FINANCE PRIVATE LIMITED	350114	0.33	0	0.00	0.00	0	0.00	0	0.00	0	0.00	0.33
10	BHUPATI INVESTMENTS AND FINANCE PRIVATE LIMITED	312000	0.30	0	0.00	0.00	0	0.00	0	0.00	0	0.00	0.30
11	BELA MUKUND DALAL	154000	0.15	0	0.00	0.00	0	0.00	0	0.00	0	0.00	0.15
12	TROPHY INVESTMENT & FINANCE PRIVATE LIMITED	143000	0.14	0	0.00	0.00	0	0.00	0	0.00	0	0.00	0.14
13	GSTAAD INVESTMENT & FINANCE PRIVATE LIMITED	143000	0.14	0	0.00	0.00	0	0.00	0	0.00	0	0.00	0.14
14	DALTREYA INVESTMENT & FINANCE PRIVATE LTD	100000	0.10	0	0.00	0.00	0	0.00	0	0.00	0	0.00	0.10
15	BELA M DALAL	69500	0.07	0	0.00	0.00	0	0.00	0	0.00	0	0.00	0.07
16	BHUPATI INVESTMENTS AND FINANCE PVT LTD	12857	0.01	0	0.00	0.00	0	0.00	0	0.00	0	0.00	0.01
17	MUKUND DHARAMDAS DALAL	10000	0.01	0	0.00	0.00	0	0.00	0	0.00	0	0.00	0.01
18	MUKUND DHARAMDAS DALAL	6660	0.01	0	0.00	0.00	0	0.00	0	0.00	0	0.00	0.01
19	SHYAM BHUPATIRAI GHIA	5000	0.00	0	0.00	0.00	0	0.00	0	0.00	0	0.00	0.00
20	BHUPATI INVESTMENTS AND FINANCE PVT. LTD.	2000	0.00	0	0.00	0.00	0	0.00	0	0.00	0	0.00	0.00
21	BHUPATI INVESTMENTS AND FINANCE PVT. LTD.	554	0.00	0	0.00	0.00	0	0.00	0	0.00	0	0.00	0.00
	TOTAL :	34050161	32.38	1875000	5.51	1.78	0	0.00	0	0.00	0	0.00	32.38



(f)(c)(i) Statement showing holding of securities (including shares, warrants, convertible securities) of persons belonging to the category "Public" and holding more than 1% of the total number of shares

Sr.No.	Name of the shareholder	Number of shares held	Shares as a percentage of total number of shares (i.e., Grant total (A)+(B)+(C) indicated in Statement at para (U)(a) above)	Details of warrants		Details of convertible securities		Total shares (including underlying shares assuming full conversion of warrants and convertible securities) as a % of diluted share capital)
				Number of warrants held	As a % total number of warrants of the same class	Number of convertible securities held	% w.r.t total number of convertible securities of the same class	
1	HEMENDRA M KOTHARI	10660025	10.14	0	0.00	0	0.00	10.14
2	GOLDMAN SACHS INDIA FUND LIMITED	3578649	3.40	0	0.00	0	0.00	3.40
3	PRESCIENT SECURITIES PRIVATE LIMITED	2500000	2.38	0	0.00	0	0.00	2.38
4	ORANGE MAURITIUS INVESTMENTS LIMITED	1644171	1.56	0	0.00	0	0.00	1.56
5	OCEAN DIAL GATEWAY TO INDIA MAURITIUS LIMITED	1290000	1.23	0	0.00	0	0.00	1.23
6	SANKARAN RAMACHANDRAN	1559875	1.48	0	0.00	0	0.00	1.48
7	SRIKAR PALEM REDDY	1440228	1.37	0	0.00	0	0.00	1.37
	TOTAL :	22672949	21.56	0.00	0.00	0.00	0.00	21.56

Sankaran Ramachandran
Director
OCEAN DIAL GATEWAY TO INDIA MAURITIUS LIMITED

(f)(c)(ii) Statement showing holding of securities (including shares, warrants, convertible securities) of persons (together with PAC) belonging to the category "Public" and holding more than 5% of the total number of shares of the company									
Sr.No.	Name(s) of the shareholder(s) and the Persons Acting in Concert (PAC) with shares held	Number of shares held	Shares as a percentage of total number of shares (i.e., Grant total (A)/(B)+(C) indicated in Statement at para (f)(e) above)	Details of warrants		Details of convertible securities		Total shares (including underlying shares assuming full conversion of warrants and convertible securities) as a % of diluted share capital)	
				Number of warrants held	As a % total number of warrants of the same class	Number of convertible securities held	% w.r.t total number of convertible securities of the same class		
1	HEMENDRA MI KOTHARI	10660026	10.14	0	0.00	0	0.00	10.14	
TOTAL :		10660026	10.14	0	0.00	0	0.00	10.14	

HEMENDRA MI KOTHARI
DIRECTOR

STATEMENT SHOWING DETAILS OF LOCKED-IN SHARES"			
(I)(d)			
Sr.No.	Name of the shareholder	Number of locked-in shares	Locked-in shares as a (%) percentage of total number of shares {i.e, Grand Total (A)+(B)+(C) Indicated in Statement at para (I)(a) above}
			Promoter/Promoter Group/Public
TOTAL :		0	0

A handwritten signature in blue ink is written over a circular stamp. The stamp contains the text 'SOCIETY' at the top and '2018' at the bottom. The signature is cursive and appears to be 'Surya'.

STATEMENT SHOWING DETAILS OF DEPOSITORY RECEIPTS (DRS)			
(II)(a)			
Sr.No.	Type of outstanding DR (ADRs,GDRs,SDRs,etc.)	Number of outstanding DRS	Number of shares underlying outstanding DRS
TOTAL :		0	0
			0



Statement showing Holding of Depository Receipts (DRs), where underlying shares held by "Promoter/Promoter group" are in excess of 1% of the total number shares.				
(II)(b)				
Sr.No.	Name of the DR Holder	Type of outstanding DR (ADRs,GDRs,SDRs, etc.)	Number of shares underlying outstanding DRs	Shares underlying outstanding DRs as a percentage of total number of shares {i.e., Grand Total (A)+(B)+(C) indicated in Statement at para(I)(a) above}
TOTAL :			0	0

