

# Sonata Software Limited

## SHAREHOLDER'S INFORMATION

### 1. Exchanges listed at

Bombay Stock Exchange Ltd. (BSE)  
Phiroze Jeejeebhoy Towers  
Dalal Street, Mumbai - 400 001.

National Stock Exchange of India Ltd. (NSE)  
Exchange Plaza, 5th Floor  
Plot No.C/1, G Block  
Bandra-Kurla Complex, Bandra (E)  
Mumbai - 400 051.

Bangalore Stock Exchange Ltd.  
No.51, Stock Exchange Towers  
1<sup>st</sup> Cross, J.C.Road  
Bangalore - 560 027.

### 2. Listing Fees

Paid for all the above stock exchanges for FY 2008-09

### 3. Stock Code

532221 (BSE)  
Sonatsoftw (NSE)

### 4. Book Closure period

1<sup>st</sup> June to 5<sup>th</sup> June, 2009(both days inclusive)

### 5. Date, Time and Venue of the Annual General Meeting

5<sup>th</sup> June, 2009 at 4.00 p.m. at  
M.C. Ghia Hall  
Bhogilal Hargovindas Building  
18/20, Kaikhushru Dubash Marg  
(Behind Prince of Wales Museum)  
Mumbai - 400 001.

### 6. Financial Year

1<sup>st</sup> April, 2008 to 31<sup>st</sup> March, 2009

### 7. Dividend Payout date

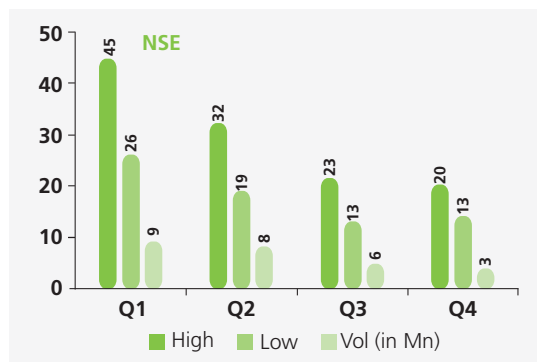
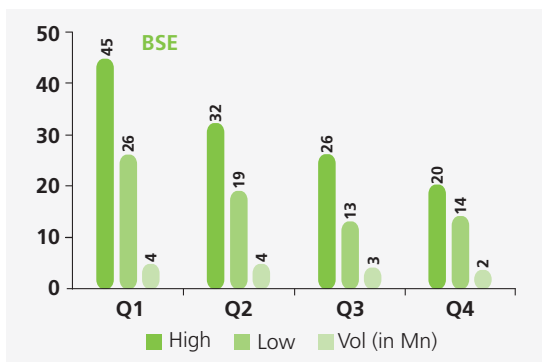
Not applicable since final dividend is not recommended by the Board

### 8. Stock Market Data

Quarterly high and low quotations and total volume of shares (approx) traded at BSE & NSE during Financial Year 2008-09 :

Quarter ended	BSE			NSE		
	High (Rs.)	Low (Rs.)	Volume (in Min)	High (Rs.)	Low (Rs.)	Volume (in Min)
30th June, 2008 (Q1)	45	26	4	45	26	9
30th Sept, 2008 (Q2)	32	19	4	32	19	8
31st Dec, 2008 (Q3)	26	13	3	23	13	6
31st March, 2009 (Q4)	20	14	2	20	13	3

Note : The share prices have been rounded off.



- 9. Market Capitalisation as on 31.03.2009** : Rs.168 Crores  
(as per closing price in BSE)
- 10. No. of Employees as on 31.03.2009** : 2034
- 11. No. of Shareholders as on 31.03.2009** : 40966
- 12. No of shares traded during 2008-09** : BSE - 129 Lacs (approx)  
: NSE - 262 Lacs (approx)
- 13. Communication regarding share transfers, share certificates, dividends, and change of address etc may be addressed to :**  
Karvy Computershare Private Ltd.  
Registrars & Share Transfer Agents,  
Plot No.17 to 24, Vittal Rao Nagar  
Madhapur  
Hyderabad - 500 081.  
Tel : (040) 23420816  
Fax : (040) 23420814 Email : einward.ris@karvy.com

**14. Share Transfer System :**

As the Company's shares are traded in dematerialised form, the transfers are processed and approved in electronic form by NSDL/CDSL through their depository participants. Transfer of shares in physical form are processed by the Registrar and Share Transfer Agents, Karvy Computershare Pvt Ltd and approved by the Share Transfer Committee. The physical shares sent for transfer are registered and returned within an average period of 10 days from the date of receipt, if the documents are clear in all respects.

Total number of physical shares transferred during the year ended 31<sup>st</sup> March 2009 :

Transfer Period (Days)	No. of transferees (Folios)	No of shares	%
1-10	26	359025	100.00
Above 11	-	-	-
<b>Total</b>	<b>26</b>	<b>359025</b>	<b>100.00</b>

**15. Monthly Transfers during FY 2008-09 :**

Month	No. of shares	%
April'08	7500	2.09
May'08	61875	17.22
June'08	1000	0.28
July'08	3300	0.92
August'08	9375	2.61
September'08	28125	7.83
October'08	35225	9.81
November'08	200000	55.71
December'08	11625	3.24
January'09	1000	0.28
February'09	-	-
March'09	-	-
<b>Total</b>	<b>359025</b>	<b>100.00</b>

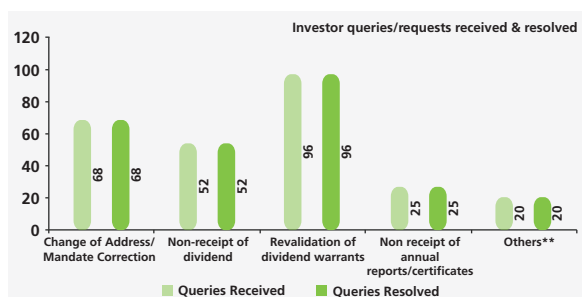
**16. Shares dematted during FY 2008-09 :**

Month	No. of requests	No. of shares
April'08	34	122125
May'08	18	52850
June'08	14	33950
July'08	7	12625
August'08	4	16425
September'08	4	4250
October'08	1	1000
November'08	5	11000
December'08	3	78875
January'09	7	42125
February'09	4	14300
March'09	20	99450
<b>Total</b>	<b>121</b>	<b>488975</b>

17. Investor's Services :

Queries/Requests received during the year ended 31st March, 2009, most of which were attended to within 7 days from date of receipt

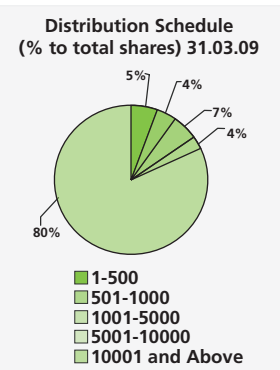
Nature of Queries/Requests	Received	Cleared
Change of Address / Mandate Correction	68	68
Non-receipt of dividend	52	52
Revalidation of dividend warrants	96	96
Non receipt of annual reports/certificates	25	25
Others **	20	20
<b>TOTAL</b>	<b>261</b>	<b>261</b>



\*\* Queries in respect of the following :  
Split of Share Certificates, ECS facility, etc.,

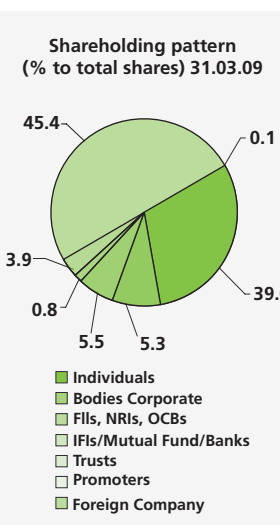
18. Distribution Schedule :

Category	31.03.2009				31.03.2008			
	No. of share holders	% to total holders	No. of shares	% to total shares	No. of share holders	% to total holders	No. of shares	% to total shares
1-500	31992	78	5537807	5	29919	79	5080272	5
501-1000	4667	12	4127932	4	4135	11	3684863	4
1001-5000	3333	8	7680052	7	2813	8	6591284	6
5001-10000	488	1	3639880	4	404	1	3070004	3
10001 and Above	486	1	84173635	80	432	1	86732883	82
<b>Total</b>	<b>40966</b>	<b>100</b>	<b>105159306</b>	<b>100</b>	<b>37703</b>	<b>100</b>	<b>105159306</b>	<b>100</b>



19. Shareholding Pattern :

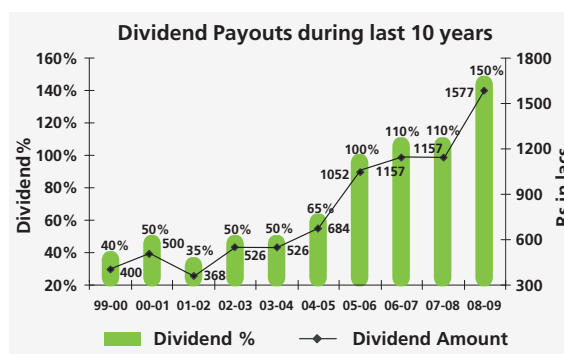
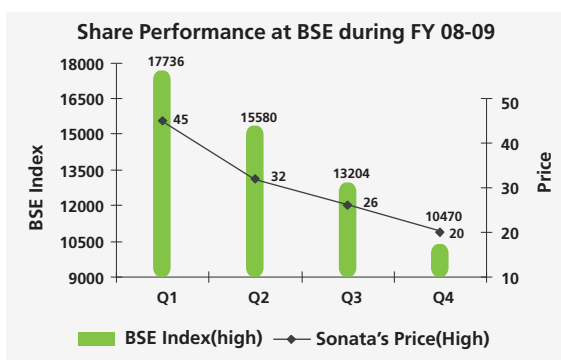
Category	31.03.2009				31.03.2008			
	No. of share holders	% to total holders	No. of shares	% to total shares	No. of share holders	% to total holders	No. of shares	% to total shares
Individuals	39550	96.54	41060235	39.0	36259	96.17	31646768	30.1
Bodies Corporate	768	1.87	5567119	5.3	819	2.17	9093430	8.6
FII's, NRIs, OCBs	556	1.36	5773766	5.5	492	1.31	6286414	6.0
IFIs/Mutual Funds/Banks	5	0.01	821927	0.8	6	0.02	847054	0.8
Trusts	7	0.02	4065752	3.9	5	0.01	4179496	4.0
Promoters	24	0.06	47747850	45.4	25	0.07	47747850	45.4
Foreign Company	-	-	-	-	1	-	5150506	4.9
Clearing members	56	0.14	122657	0.1	96	0.25	207788	0.2
<b>Total</b>	<b>40966</b>	<b>100</b>	<b>105159306</b>	<b>100</b>	<b>37703</b>	<b>100</b>	<b>105159306</b>	<b>100</b>



20. Shares held in Physical & Electronic form :

Particulars	31.03.2009		31.03.2008	
	No. of shares	% of holding	No. of shares	% of holding
Physical	5667519	5.39	6155494	5.85
Electronic	99491787	94.61	99003812	94.15
<b>Total</b>	<b>105159306</b>	<b>100.00</b>	<b>105159306</b>	<b>100.00</b>

21. Share Performance & Dividend Payouts :



22. Financial calendar (subject to change) :

Annual General Meeting for the year ended March 31, 2009	5 <sup>th</sup> June, 2009
Financial results for the first quarter ended June 30, 2009	July, 2009
Financial results for the second quarter ended September 30, 2009	Oct, 2009
Financial results for the third quarter ended December 31, 2009	Jan, 2010
Financial results for the year ending March 31, 2010	Apr, 2010
Annual General Meeting for the year ending March 31, 2010	June, 2010

23. Investors,, correspondence may be addressed to :

Company Secretary	or	Karvy Computershare Private Ltd.
Sonata Software Ltd		Registrars & Share Transfer Agents,
1/4 APS Trust Building, Bull Temple Road		Plot No.17 to 24, Vittal Rao Nagar
N R Colony, Bangalore - 560 019, India.		Madhapur
Tel : (080) 26610330 Fax : (080) 26610972		Hyderabad - 500 081.
Email : investor@sonata-software.com		Tel : (040) 23420816
		Fax : (040) 23420814
		Email : einward.ris@karvy.com

24. Website address of the Company on the internet :

<http://www.sonata-software.com>